

# In-Flight Blazer

Image | Image | Production | 2005 | Annual  
Finished Product

MR4245

Created By: StrideLdr 03-15-2008  
Modified By: BynumPD 04-29-2010

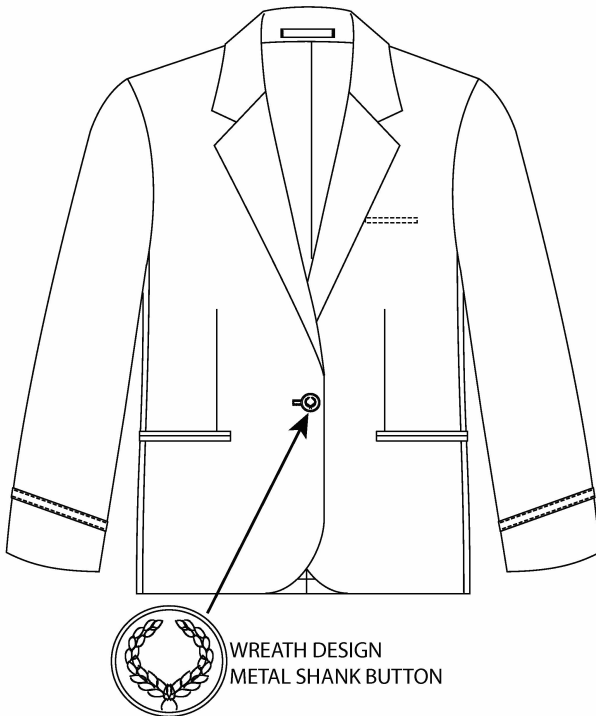


Page Type: Product Summary

Page Name: Product Summary

PG Modified By: BynumPD 04-29-2010

Brand	American Airlines	Production Status	Production
Tech Pack Type	Design	Gender/Type	Female
Tech Designer	Leslie Walter	Product Type	Tailored
Sub-Product Type	Blazer	Development #	05-725MR
Style Based On	MR4145	Pattern #	VF-6507
Initiating Merchandiser	Folder Validated	Sector	Services
Size Scale		Fit Chart	



## Comments

Smartsizing - LJ-0001  
American Airlines Fully Lined Single  
Breasted In-Flight Jacket

- \*Notched collar/lapel
- \*Left Upper Front stitched wingpin/nameplate guide
- \*Sleeve bottom identity braid
- \*Lower front non-functional double welt pockets
- \*1-button center front closure
- \*Four inner double welt pockets
- \*Stitching Instructions:
  - General: 10-12 SPI
  - Zigzag: 8-10 SPI
  - Buttonhole with gimp: 96 stitched
  - Button Stitching (shank): 8 stitches/ button
- \*Seam Allowances: 3/8" (unless otherwise specified)

Image | Image | Production | 2005 | Annual  
Finished Product

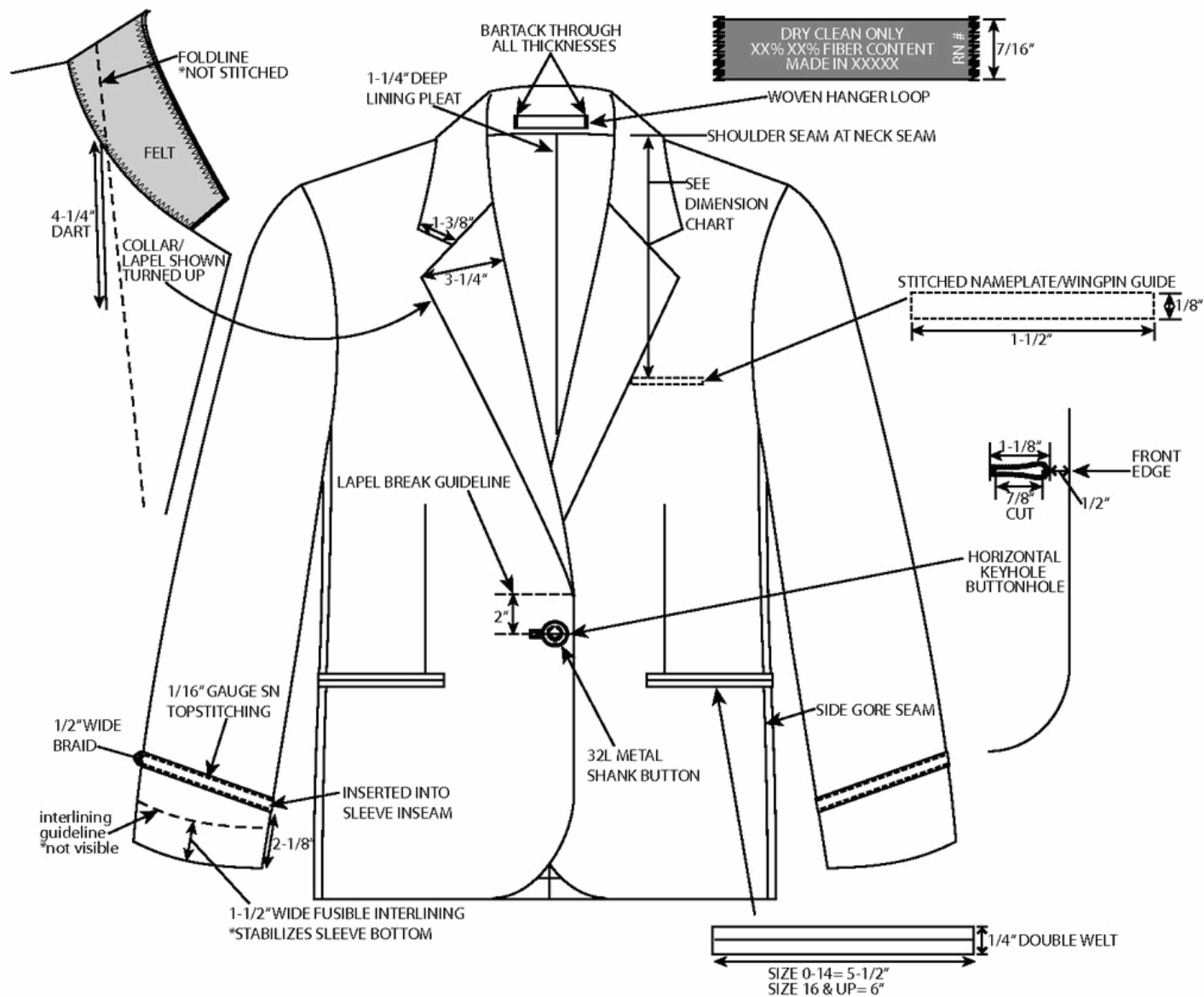
**MR4245**

Modified By: BynumPD 04-29-2010 10:16 AM  
Created By: StrideLdr 03-15-2008 03:41 AM



**Page Name:** Construction Details

PG Modified By:



Name 05-725MRfcalls

<b>Description</b>	front callouts
--------------------	----------------

# In-Flight Blazer

Image | Image | Production | 2005 | Annual  
Finished Product

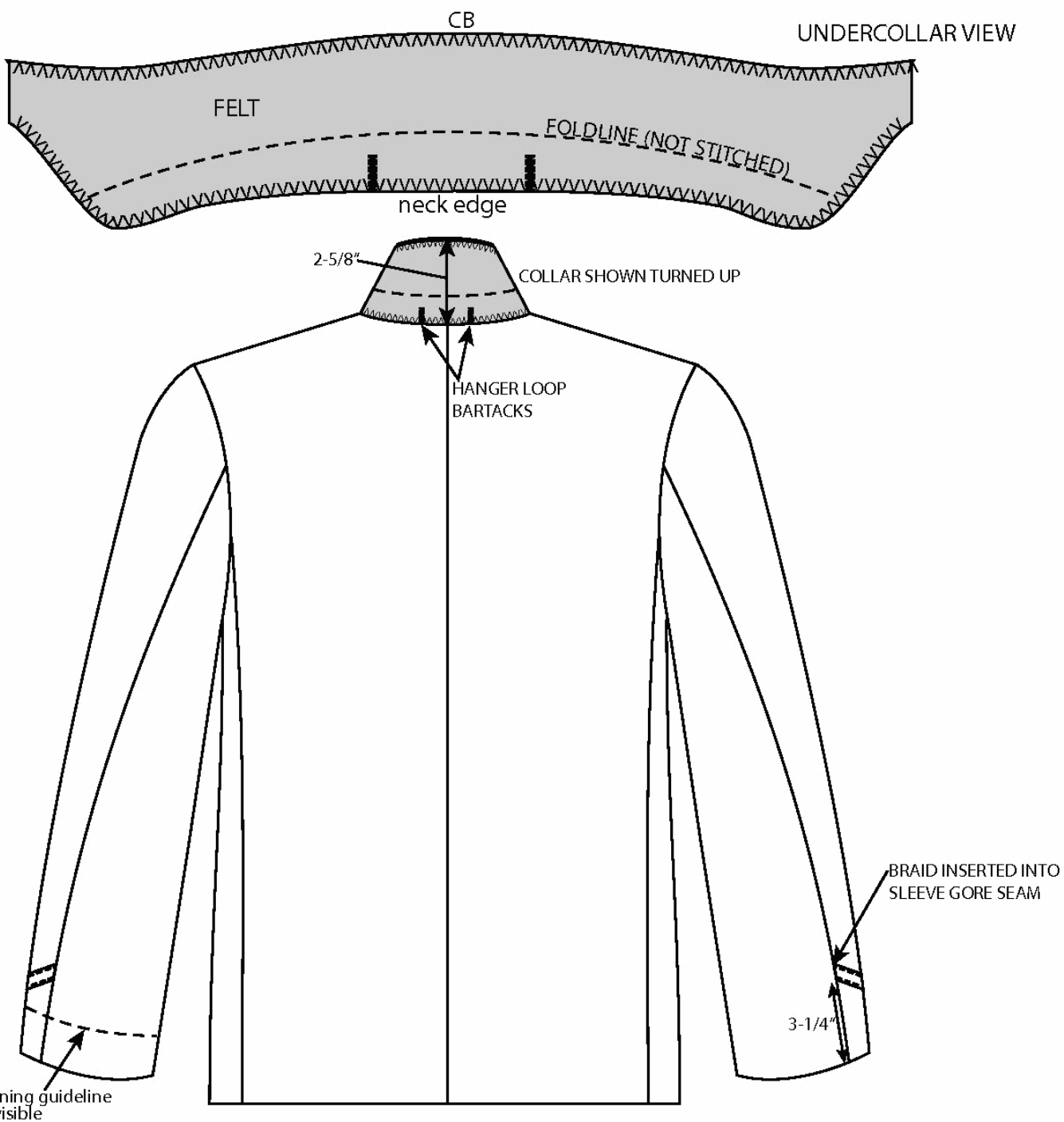
MR4245

Modified By: BynumPD 04-29-2010 10:16 AM  
Created By: StrideLdr 03-15-2008 03:41 AM



Page Name: Construction Details

PG Modified By:



Name 05-725MRbcalls

Description back callouts

# In-Flight Blazer

Image | Image | Production | 2005 | Annual  
Finished Product

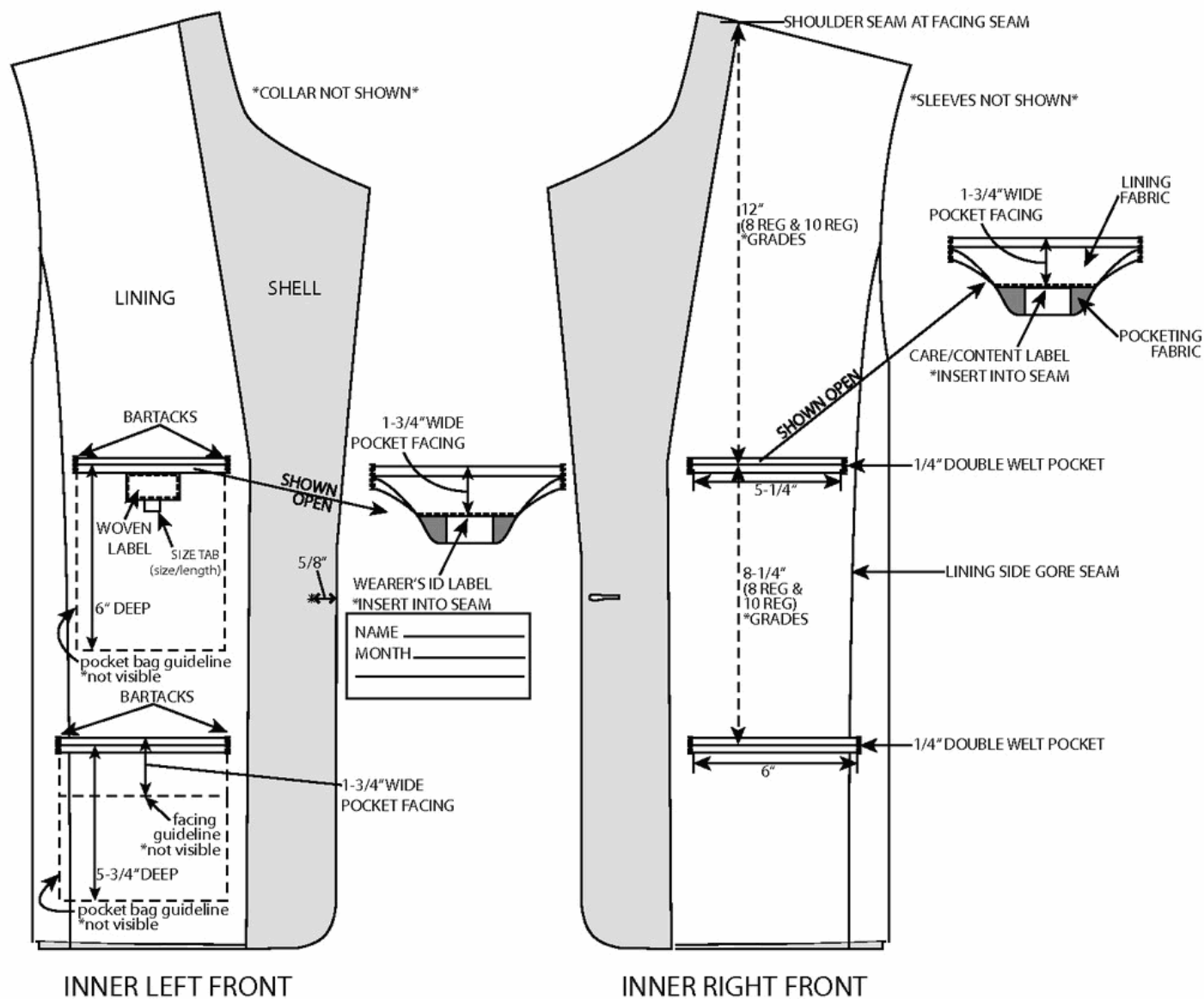
MR4245

Modified By: BynumPD 04-29-2010 10:16 AM  
Created By: StrideLdr 03-15-2008 03:41 AM



Page Name: Construction Details

PG Modified By:



Name 05-0725MRinrF

Description inner front view

## In-Flight Blazer

Image | Image | Production | 2005 | Annual  
Finished Product

**MR4245**


Modified By: BynumPD 04-29-2010 10:16 AM  
Created By: StrideLdr 03-15-2008 03:41 AM



**Page Name:** Construction Details

**PG Modified By:**

BRAID CODE= EN0063



1 1/2" WIDE

SILVER/NAVY/GOLD/NAVY/SILVER SLEEVE BRAID

**Name** MRbraidEN0063

**Description** MRbraid s n g n s EN0063

**Page Name:** Construction Details

**PG Modified By:**



## WREATH DESIGN SHANK BUTTON

**Name** MR button

**Description** GENERIC 32L=MR7167/EB0094,  
24L=MR7168/EB0093/G1169



## In-Flight Blazer

Image | Image | Production | 2005 | Annual  
Finished Product

**MR4245**

Created By: StrideLdr 03-15-2008 03:41 AM

Modified By: BynumPD 04-29-2010 10:16 AM



**PG Name:** Label Details

**PG Modified By:**



**Name** E1970 VF Imagewear L      **Description** E1970 VF Imagewear Label

## In-Flight Blazer

Image | Image | Production | 2005 | Annual  
Finished Product

**MR4245**

Created By: StrideLdr 03-15-2008 03:41 AM

Modified By: BynumPD 04-29-2010 10:16 AM



**PG Name:** Label Details

**PG Modified By:**

Printed Front

**Style: XXXXX**

**MADE IN XXXXX**

**CONTENT: \_\_\_% xxxxxxxx  
\_\_\_% XXXXXX**

**SIZE: XXXXXX**

**FOR CARE SEE REVERSE**

**VF IMAGEWEAR INC.  
PO BOX 140995  
NASHVILLE, TN 37214**

Printed Back for wool  
garments, poly/wool  
garments, poly tops,  
& lined poly garments



**DRY CLEAN ONLY.  
LAVAR EN SECO SOLAMENTE.**

**PO #  
EXIT DATE**

Printed Back for  
unlined poly bottoms



**MACHINE WASH COLD,  
GENTLE CYCLE WITH  
LIKE COLORS. NO  
BLEACH. LINE DRY. COOL  
IRON IF NECESSARY**

**LAVAR A MAQUINA EN AGUA  
FRIA, CICLO DELICADO CON  
COLORES SIMILARES.  
HACER SECAR COLGADO.  
PLANCHA TIBIA, SI ES  
NECESARIO. NO USAR  
BLANQUEADOR.**

**PO #  
EXIT DATE**

\*ALSO LIST LINING CONTENT IF APPLICABLE

**EAM02**

**Name** EAM02pcl

**Description** care/content label



## In-Flight Blazer

Image | Image | Production | 2005 | Annual  
Finished Product

**MR4245**

Created By: StrideLdr 03-15-2008 03:41 AM  
Modified By: BynumPD 04-29-2010 10:16 AM



**Page Name:** Components

**PG Modified By:** Walterl 05-26-2009

SEE "AMERICAN AIRLINES VENDOR BOM'S" ON THE VFSR FOR DETAILS	
Component	Qty / Placement
55%/45% poly/wool body fabric, 5.8 oz. sq. yd.- navy, fabric code 77070	shell
100% polyester lining fabric- navy	lining, inner double welts, pocket facings
Thread- DTM Body	
Shoulder pads	1 pair
Pocketing- grey	inner pocket bags
Felt	undercollar
1/2" wide braid- silver/navy/gold/navy/silver code EN0063	sleeves
32L metal wreath design shank buttons- pewter	1- center front
E1970 woven brand label	inner left
Size tab	inner left
Care/content label	inner right pocket
Wearer identification label	inner left pocket
Woven hanger loop label- black	inner center back neck
Polybag	1 per garment
Polybag sticker	upper corner of polybag
Joker ticket and thread tacks	back of left sleeve bottom
Hanger- black	1 per garment

**Name** MR4245cmpnts

**Description** blazer

# In-Flight Blazer

Image | Image | Production | 2005 | Annual  
Finished Product


MR4245

Modified By: BynumPD 04-29-2010 10:16 AM  
Created By: StrideLdr 03-15-2008 03:41 AM



Page Name: Finishing/Packing

PG Modified By: BynumPD 04-22-2009



## HANGER DETAILS-

- \*FEMALE GARMENTS SIZE 6 & DOWN= 14"/15" HANGER
- \*FEMALE GARMENTS SIZE 8-22= 17" HANGER
- \*FEMALE GARMENTS SIZE 24 & UP= 19"
- \*MALE GARMENTS SIZE 42 & DOWN= 17" HANGER
- \*MALE GARMENTS SIZE 44 & UP= 19" HANGER

## PACKING INSTRUCTIONS-

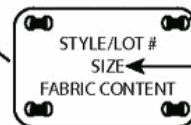
- \*INSERT HANGER AND COVER WITH POLYBAG
- \*ONE PIECE PER POLYBAG
- \*0.5M PE POLYBAG

NOTE: POLYBAG SIZE SHOULD BE DETERMINED BY VENDOR BASED ON DIMENSIONS OF PRODUCT  
\*THE IDEAL SIZE BAG WILL NOT ALLOW INSERTED GARMENT TO SHIFT

WARNING STATEMENT IS TO BE PRINTED AT THE BOTTOM OF EACH POLYBAG: "WARNING-TO AVOID DANGER OF SUFFOCATION, KEEP AWAY FROM BABIES AND CHILDREN. DO NOT USE IN CRIBS, BEDS, CARRIAGES, OR PLAYPENS. THIS BAG IS NOT A TOY."

- \*SHIP GARMENT ON HANGER IN POLYBAG FLAT PACKED IN CARTON
- \*JOKER TICKET SHOULD BE VISIBLE FROM SIDE WHEN HANGING

## \*JOKER TICKET\*



THREAD TACK AT EACH CORNER

DIM1/DIM2 PER VF PO

SLEEVE BOTTOM

Name MR05-723pack

Description blazer hanger polybag

## In-Flight Blazer

Image | Image | Production | 2005 | Annual  
Finished Product

MR4245


Modified By: BynumPD 04-29-2010 10:16 AM  
Created By: StrideLdr 03-15-2008 03:41 AM



Page Name: Finishing/Packing

PG Modified By: BynumPD 04-22-2009

FOR LONGER GARMENTS,  
GENTLY CURVE TAIL TO FIT BOX SMOOTHLY



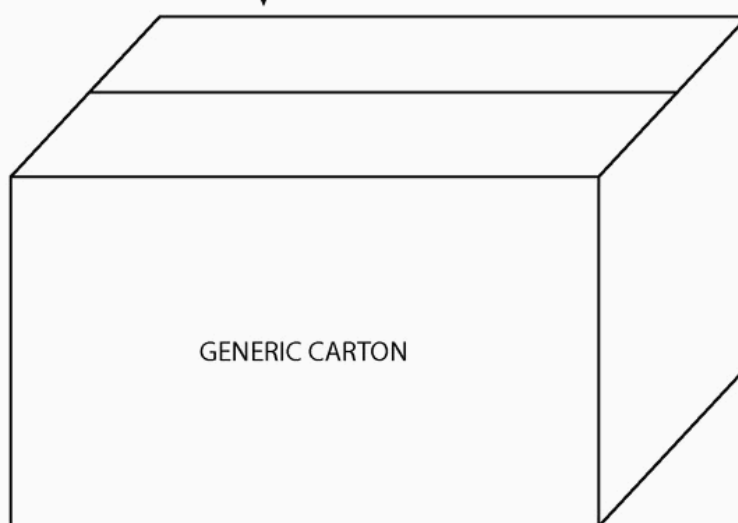
SIDE VIEW OF GARMENTS AS PACKED-

\*ALTERNATE GARMENTS

\*PACK FLAT IN BOX, ONE SKU PER BOX

\*PACK 1ST QUALITY ONLY

\*35 LBS MAXIMUM CAPACITY



Name jktCARTON

Description Everfit jacket carton

## In-Flight Blazer

Image | Image | Production | 2005 | Annual  
Finished Product

MR4245

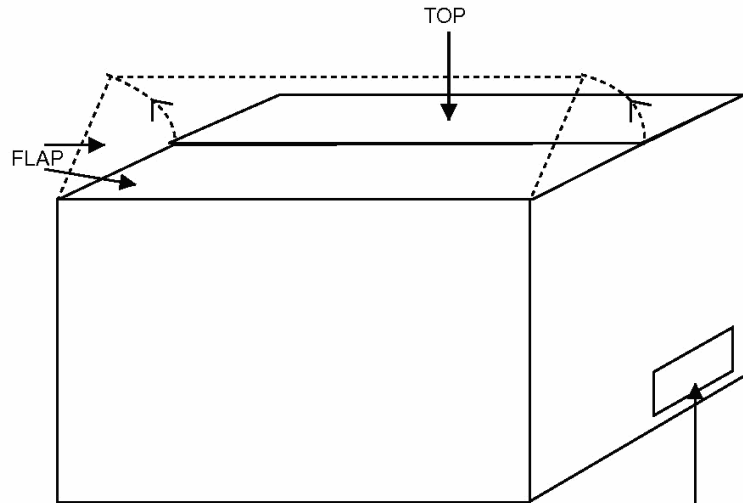
Created By: StrideLdr 03-15-2008 03:41 AM

Modified By: BynumPD 04-29-2010 10:16 AM



PG Name: Carton Details

PG Modified By:



**CASE CONSTRUCTION**  
CASES MUST CONTAIN ONLY A SINGLE SKU  
MAXIMUM DIMENSIONS: 22" L x 15" W x 16" H  
MAXIMUM WEIGHT: 35LBS  
NO STAPLES IN BOX CONSTRUCTION OR STRAPPING

**CASE STICKER**  
SIZE OF CASE STICKER: 3"H x 4"W  
PLACEMENT OF CASE STICKER:  
LOWER RIGHT CORNER OF THE 15" SIDE OF CARTON  
THE LABEL SHOULD BE PLACED 1 1/4" UP FROM BOTTOM  
AND 1 1/4" OVER FROM THE RIGHT.

**VF Imagewear Purchased Products-** Whites Creek Warehouse (ROCK) & Henning Warehouse Receiving Requirements

### Case Contents

\*Cases must contain only a single SKU.

\*Individual product piece labeled with VF SKU information (sticker on front okay)

\*Product in flat fold configuration for individual picking (no printers fold)

### Case Size & Weight

\*Cases must have maximum dimensions of: Length 22" x Width 15" x Height 16" & maximum weight= 35 lbs

### Case Construction

\*We request no staples in the box construction & no strapping.

### Case label Information

\*Size \*Quantity \*Case Number \*Purchase Order Number \*VF Lot SKU information on label

### Case Label Placement

\*Place on the lower right corner of the 15" side of the carton 1-1/4" up from the bottom & 1-1/4" over from the right side.

\*Cases that are shipped without a VF Imagewear supplied barcode label should have the following:

-The boxes should be numbered.

-The VF PO Number, size, and quantity in the box should be noted on the outside of the box.

\*Cases that are received from contractors that require a ship to address on the box need to have the address printed as small as possible and in one location only. This allows us to cover the address easily. If the contractor is not able to provide our barcode label, we request that the address information and any other labeling be applied in the bottom right corner so that we can cover it with our barcode label.

### Advance Shipment Notification

\*We require an ASN on all shipments. Tracking number, PO #, number of cases, pieces shipped, and pieces shipped per SKU, & these need to be faxed to 615-882-2327.

\*We require a packing list on all shipments.

\*Packing List needs to be attached to the first carton of the shipment & each packing list should include the following:

-Cut Number or PO number for the shipment.

-Each case should be listed by its seven digit case number or its box number.

-Each case should also list the VF lot number, the size, and the quantity in the case.

-If more than one PO or Cut is shipped together, each should be listed separately.

-There should be a total for the number of cases and number of pieces.

Name ROCK Footprint M

Description ROCK Footprint Carton Box

# In-Flight Blazer

Image | Image | Production | 2005 | Annual  
Finished Product

MR4245

Created By: StrideLdr 03-15-2008 03:41:46

Modified By:



Page Type: Measurement Specification

Page Name: VF-6507 031408

PGModified By: WILLIDO 10-01-2010 12:28 PM

## Finished

POM	Description Variation	0	2	4	6	8	10	[12]	14	16	18	20
WWN02	Half Waist- TAILORED	17 3/4	18 1/4	18 3/4	19 1/4	19 3/4	20 1/4	21	21 3/4	22 1/2	23 1/4	24 1/4
SWW03	Across Shoulder- TAILORED	16 3/8	16 5/8	16 7/8	17 1/8	17 3/8	17 5/8	17 7/8	18 1/8	18 3/8	18 5/8	18 7/8
UQ001	Wingpin Guide Placemt (see image).	8 1/8	8 1/4	8 3/8	8 1/2	8 5/8	8 3/4	8 7/8	9	9 1/8	9 1/8	9 1/4
BRL05	Center Back Length - TAILORED   PT	26 3/4	26 7/8	27	27 1/8	27 1/4	27 3/8	27 1/2	27 3/4	27 7/8	28 1/8	28 1/4
BRL05	Center Back Length - TAILORED   RG	27 3/4	27 7/8	28	28 1/8	28 1/4	28 3/8	28 1/2	28 3/4	28 7/8	29 1/8	29 1/4
BRL05	Center Back Length - TAILORED   TL	28 3/4	28 7/8	29	29 1/8	29 1/4	29 3/8	29 1/2	29 3/4	29 7/8	30 1/8	30 1/4
ALB10	Sleeve Inseam - TAILORED   PT	16 1/4	16 1/4	16 1/4	16 1/4	16 1/4	16 1/4	16 1/4	16 1/4	16 1/4	16 1/4	16 1/4
ALB10	Sleeve Inseam - TAILORED   RG	17	17	17	17	17	17	17	17	17	17	17
ALB10	Sleeve Inseam - TAILORED   TL	17 3/4	17 3/4	17 3/4	17 3/4	17 3/4	17 3/4	17 3/4	17 3/4	17 3/4	17 3/4	17 3/4
POM	Description Variation	22	24	26	28							
WWN02	Half Waist- TAILORED	25 1/4	26 1/4	27 1/4	28 1/4							
SWW03	Across Shoulder- TAILORED	19 1/8	19 3/8	19 5/8	20							
UQ001	Wingpin Guide Placemt (see image).	9 3/8	9 1/2	9 1/2	9 5/8							
BRL05	Center Back Length - TAILORED   PT	28 1/2	28 5/8	28 7/8	29							
BRL05	Center Back Length - TAILORED   RG	29 1/2	29 5/8	29 7/8	30							
BRL05	Center Back Length - TAILORED   TL	30 1/2	30 5/8	30 7/8	31							
ALB10	Sleeve Inseam - TAILORED   PT	16 1/4	16 1/4	16 1/4	16 1/4							
ALB10	Sleeve Inseam - TAILORED   RG	17	17	17	17							
ALB10	Sleeve Inseam - TAILORED   TL	17 3/4	17 3/4	17 3/4	17 3/4							

### Remarks :

SPEC DATE REPLACES SPEC DATE REASON FOR CHANGE  
03/14/2008 09/21/2005 add codes  
09/21/2005 New

### Page Comments:

BLAZER012, unlinked SWW03, BRL05.

## In-Flight Blazer

Image | Image | Production | 2005 | Annual  
Finished Product

**MR4245**

Created By: StrideLdr 03-15-2008 03:41:46

Modified By:

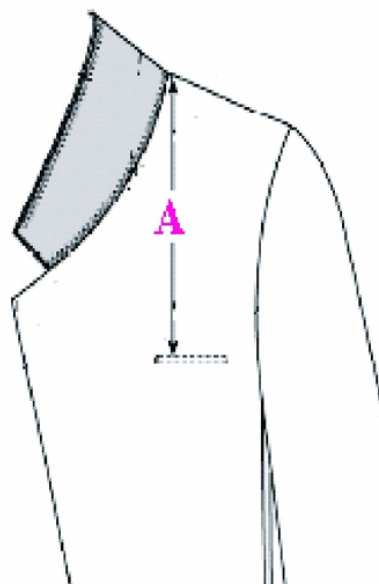


**Page Type:** Measurement Specification

**Page Name:** VF-6507 031408

**PGModified By:** WILLIDO 10-01-2010 12:28 PM

UQ001



THIS IS NOT A 'HOW TO MEASURE' CODE.  
THIS IS A GENERIC SKETCH.



**In-Flight Blazer MR4245**Image | Image | Production | 2005 | Annual  
Finished Product

Created By: StrideLdr 03-15-2008 03:41

Modified By: BynumPD 04-29-2010 10:16  
AM

No.	Date	User Id	Change Log
1	6/9/2011 3:31:11PM	Walterl	per Lauren 6/7/11 SCA (serial # 11-0607-0851Kupchil)- carton size changed from 38-1/2" L x 24" W x 8" H to standard (max. 22" L x 15" W x 16" H) per Mike Isbill/ROCK DC for receiving & stocking-in-carton purposes
2	10/5/2010 10:06:07AM	Walterl	per Donna/patterns- added meas. spec. page
3	4/29/2010 10:11:37AM	BynumPD	Added Smartsizing - LJ-0001 per Cathy Lowe - pattern department
4	7/7/2009 1:18:56PM	Walterl	per Caroline 7/6/09 SCA per 1st article sample audit for MR4246- added lapel break placement (2" above CF button)
5	5/27/2009 1:31:20PM	Walterl	per Caroline's 5/27/09 SCA- added hanger image & list of hanger size to garment size
6	5/26/2009 1:40:42PM	Walterl	per Caroline's 5/21/09 SCA- revised components page: replace inner construction components with 1 pair shoulder pads, add woven "brand" label & "woven black" hanger loop "label", add "black" hanger, add "grey" pocketing, add braid code EN0063
7	5/20/2009 1:40:03PM	Walterl	per Caroline's 5/18/09 SCA- double welt pockets from 3/8" to 1/4" per vendor equipment
8	4/22/2009 10:58:13AM	BynumPD	Added carton per Caroline Graham SCA 4/9/2009
9	2/27/2009 10:41:43AM	Walterl	deleted then reimported updated components page to correct StrIDE error
10	2/23/2009 11:55:08AM	Walterl	per Caroline's 2/19/09 SCA- shell fabric code from 90511 to 77070 (see components page)
11	5/7/2008 1:32:24PM	Walterl	per top sample audit- LUF placement to "see dims"; polybag sticker from "CUT #" to "PO #"; patterns to verify other placements before tech pack repost...
12	4/17/2008 10:25:14AM	Walterl	Page Deleted - Vendor BOM - Text Form
13	4/17/2008 10:24:14AM	Walterl	per Jess SCA- lower front welt length for size range from 5-3/4" & 6-1/4" to 5-1/2" & 6"; vendor BOM separate on the VFSR (see components page)
14	3/5/2008 12:04:08PM	WALTERL	replaced vendor BOM per Connie 1/31/08
15	3/5/2008 11:58:29AM	WALTERL	removed side gore seam as placement reference for lower front double welt; clarified length for size range (1/2" grade per Anthony)
16	1/22/2008 8:28:02AM	WALTERL	revised components page to generic version of vendor BOM
17	1/22/2008 8:25:37AM	WALTERL	Changed Style Id from "05-725MR" to "MR4245". style set up complete
18	1/22/2008 8:24:17AM	WALTERL	replaced vendor BOM per Connie's 1/18/08 email
19	1/16/2008 4:38:19PM	WALTERL	replaced vendor BOM per Connie's 1/16/08 email
20	1/14/2008 2:21:11PM	WALTERL	approved for style set up per Emily
21	1/14/2008 9:31:23AM	WALTERL	added vendor BOM per Connie's 1/8/08 email
22	12/17/2007 11:55:02AM	WALTERL	approved for style set up per Emily
23	11/19/2007 4:28:59PM	WALTERL	per size set sample audit- care/content label to EAM02 (lists po#/exit date), added 90511 fabric code
24	2/8/2007 3:30:21PM	WALTERL	woven label to E1970; fabric weight to 5.8 oz; publishing to VFSR for sample purposes
25	2/8/2007 10:38:37AM	WALTERL	printing for final review/audit with MJ+ before reVFSRing for mini weartest sample purposes
26	2/1/2007 8:51:14AM	WALTERL	revised based on comparison of different vendor garments (audited with MJ & Lori) *most details changed
27	10/11/2005 9:04:38AM	MORRISL	add model to top page of tech pack to reference dimensions pattern number per Anthony (dimensions published separately on VFSR)
28	7/22/2005 10:02:41AM	MORRISL	Changed Style Id from "MR4145" to "05-725MR".
29	5/27/2005 9:05:32AM	MORRISL	corrected all images and verbage to match sample; tech pack approved and ready for VFSR 5/27/05
30	5/26/2005 10:20:25AM	MORRISL	added packing components to components page
31	5/25/2005 8:06:56AM	MORRISL	added id tag to components page per Polly

# In-Flight Blazer MR4245

Image | Image | Production | 2005 | Annual  
Finished Product

Created By: StrideLdr 03-15-2008 03:41  
Modified By: BynumPD 04-29-2010 10:16  
AM



No.	Date	User Id	Change Log
32	5/25/2005 7:59:38AM	MORRISL	added lining pleat depth and HPS point of measure image per Polly
33	5/23/2005 11:33:19AM	MORRISL	imported dimensions