

2-Pleat Pant

Image | Image | Production | 2005 | Annual
Finished Product

MR4220

Created By: StrideLdr 03-15-2008
Modified By: Walterl 08-23-2010

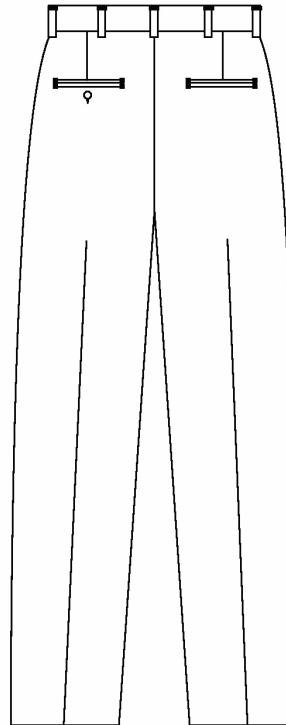
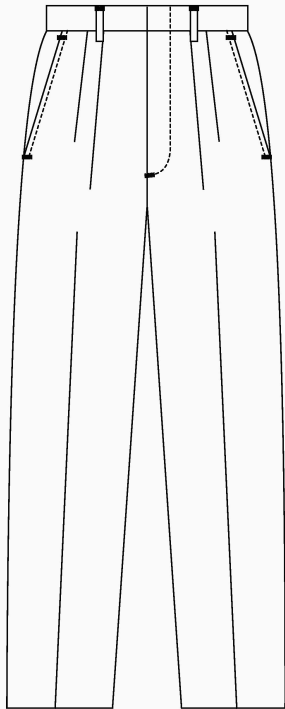


Page Type: Product Summary

Page Name: Product Summary

PG Modified By: Walterl 08-23-2010

Brand	American Airlines	Production Status	Production
Tech Pack Type	Design	Gender/Type	Male
Tech Designer	Leslie Walter	Product Type	Tailored
Sub-Product Type	Dress Pant	Development #	05-717MR
Style Based On		Pattern #	VF-5009
Initiating Merchandiser	Folder Validated	Sector	Services
Size Scale		Fit Chart	



Comments

Smartsizing: MP-0007
American Airlines Dress Pant
*Belt loops
*Double pleated front
*Off-seam front pockets
*Hook & eye, zipper, & modified french fly center front closure
*Double welt back pockets with button closure on left
*Serged leg bottoms
*Unhemmed inseam length: see dim chart
*Stitching Instructions:
exposed/ unexposed: 8-10 SPI
serging: 6-8 SPI
tandem needle: 8 SPI
*All exposed edges must be serged

2-Pleat Pant

Image | Image | Production | 2005 | Annual
Finished Product

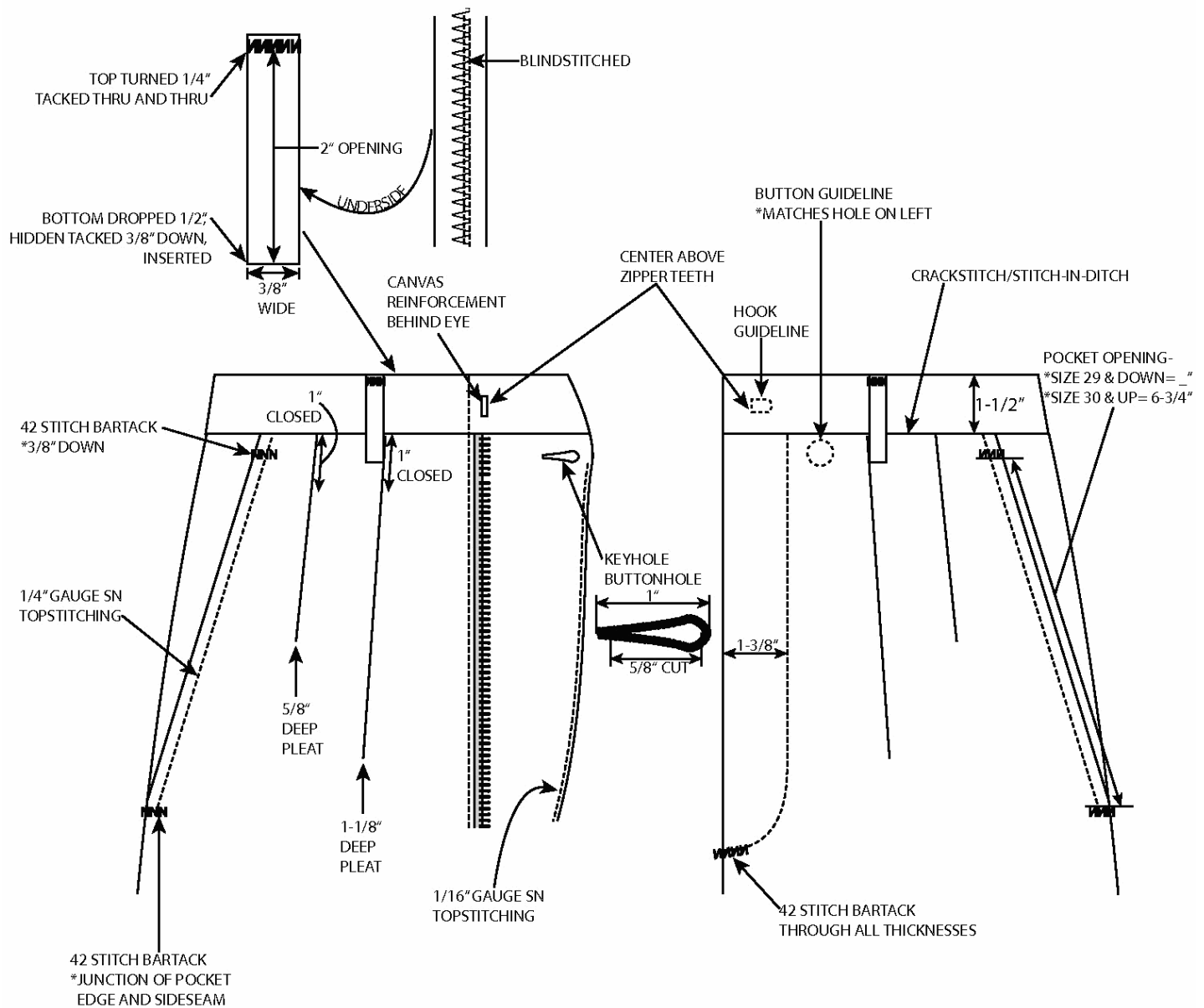
MR4220

Modified By: Walterl 08-23-2010 01:54 PM
Created By: StrideLdr 03-15-2008 03:41 AM



Page Name: Construction Details

PG Modified By: Walterl 11-19-2008



Name 07-0078MRfcalls

Description front callouts

2-Pleat Pant

Image | Image | Production | 2005 | Annual
Finished Product

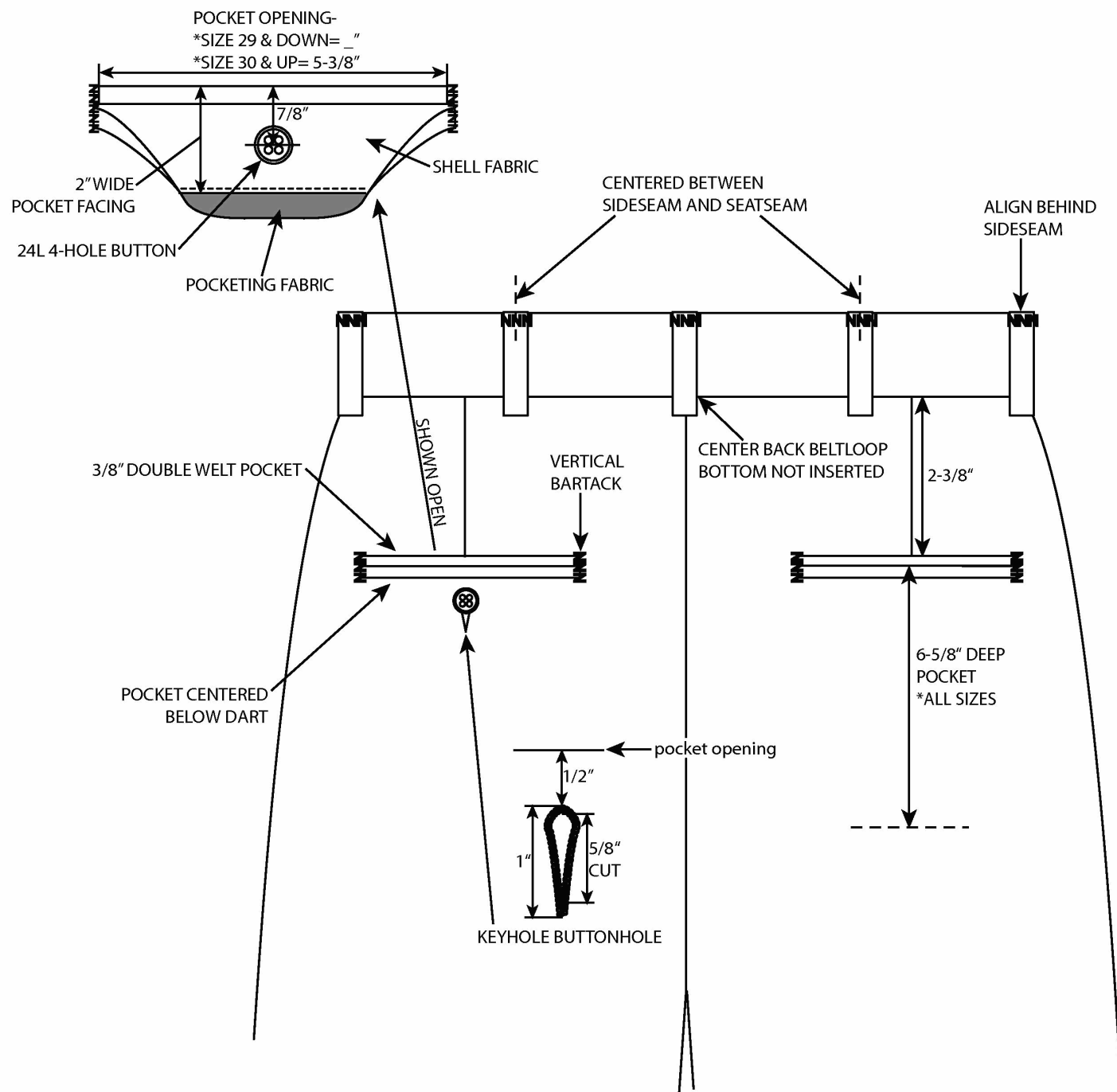
MR4220

Modified By: Walterl 08-23-2010 01:54 PM
Created By: StrideLdr 03-15-2008 03:41 AM



Page Name: Construction Details

PG Modified By: Walterl 11-19-2008



Name 07-0078MRbcalls

Description back callouts

2-Pleat Pant

Image | Image | Production | 2005 | Annual
Finished Product

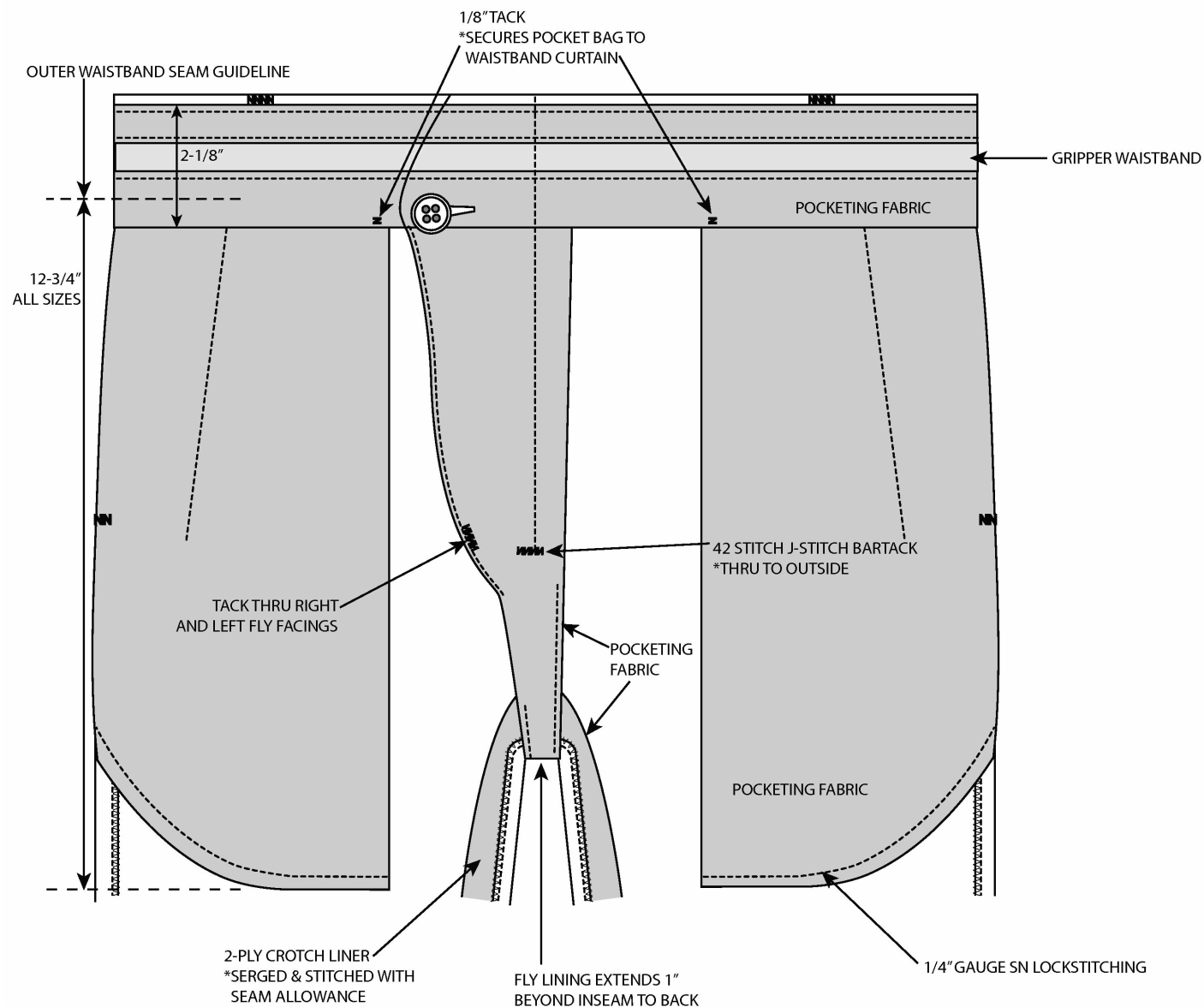
MR4220

Modified By: Walterl 08-23-2010 01:54 PM
Created By: StrideLdr 03-15-2008 03:41 AM



Page Name: Construction Details

PG Modified By: Walterl 11-19-2008



Name MRMinsidft

Description inner front view

2-Pleat Pant

Image | Image | Production | 2005 | Annual
Finished Product

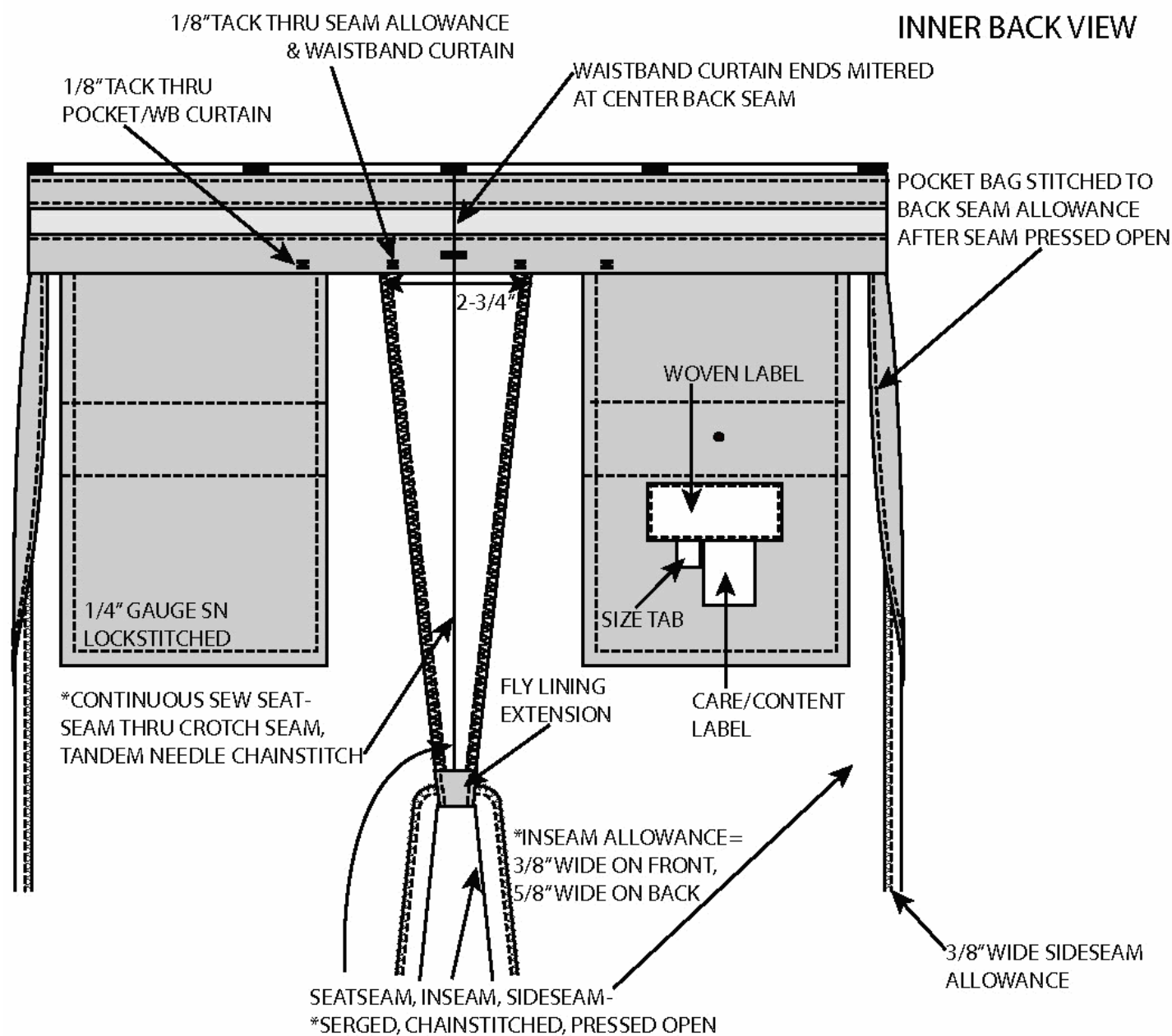
MR4220

Modified By: Walterl 08-23-2010 01:54 PM
Created By: StrideLdr 03-15-2008 03:41 AM



Page Name: Construction Details

PG Modified By: Walterl 11-19-2008



Name MRinsidebk2

Description inner back view

2-Pleat Pant

Image | Image | Production | 2005 | Annual
Finished Product

MR4220

Modified By: Walterl 08-23-2010 01:54 PM
Created By: StrideLdr 03-15-2008 03:41 AM



Page Name: Construction Details

PG Modified By: Walterl 11-19-2008



Name flyfacing

Description understitch fly facing

2-Pleat Pant

Image | Image | Production | 2005 | Annual
Finished Product

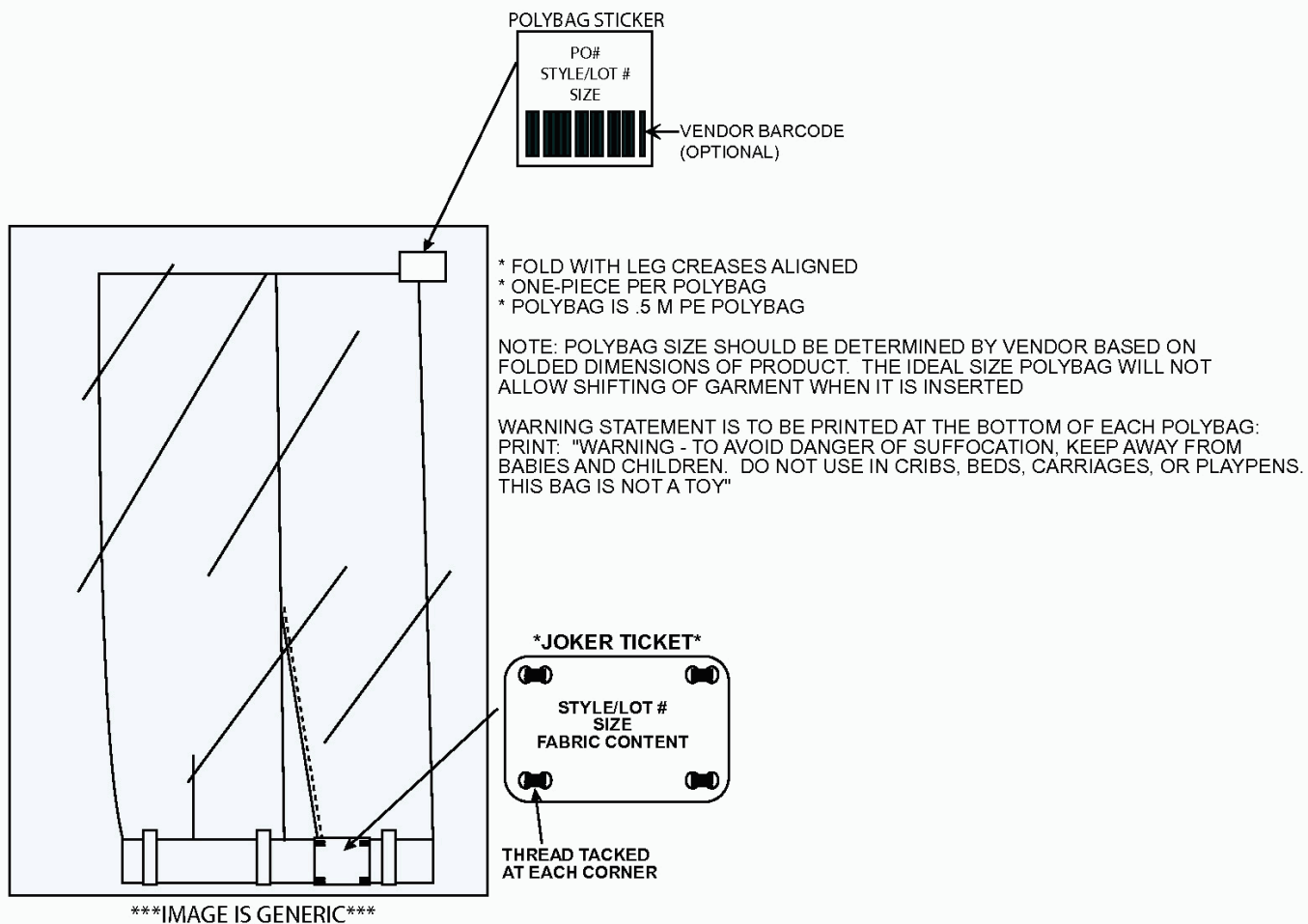
MR4220

Modified By: Walterl 08-23-2010 01:54 PM
Created By: StrideLdr 03-15-2008 03:41 AM



Page Name: Folding and Packing Details

PG Modified By:



Name foldpant

Description foldpant

2-Pleat Pant

Image | Image | Production | 2005 | Annual
Finished Product

MR4220

Modified By: Walterl 08-23-2010 01:54 PM
Created By: StrideLdr 03-15-2008 03:41 AM

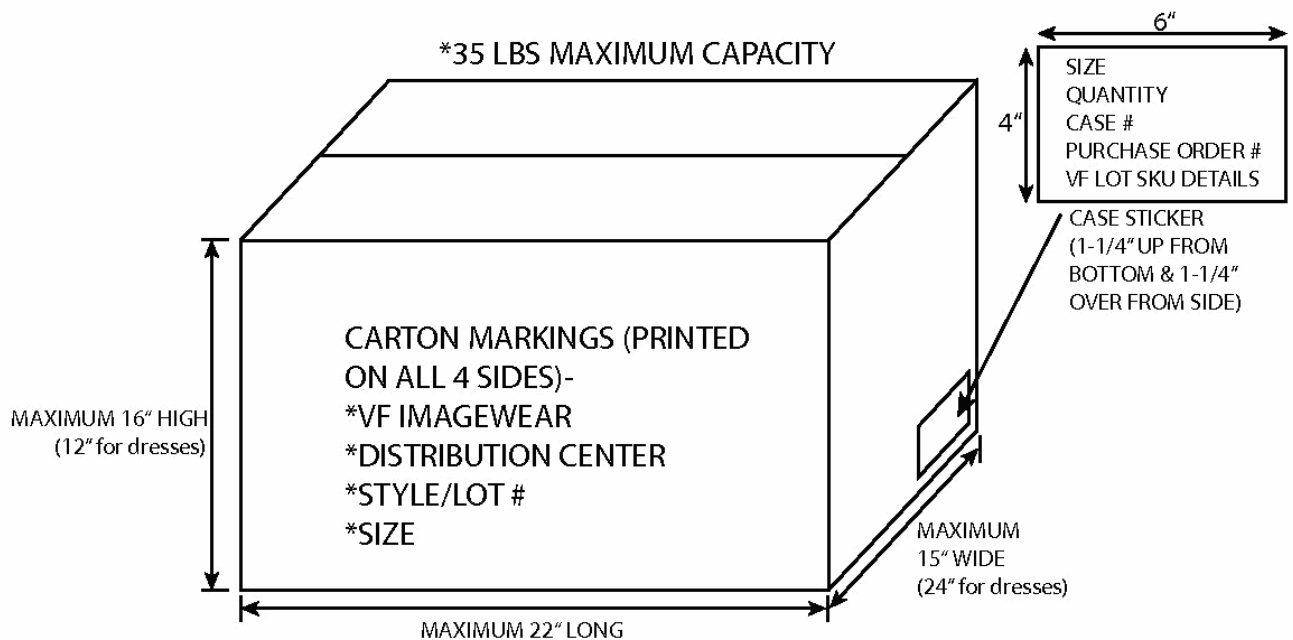


Page Name: Folding and Packing Details

PG Modified By:

SHIPPING INSTRUCTIONS-

- *ADVANCE SHIPPING NOTICE (ASN) MUST BE FAXED TO THE DISTRIBUTION CENTER RECEIVING DEPARTMENT. USE THE ASN FORM PROVIDED.
- *SHIP FIRST QUALITY ONLY. QUANTITY MUST BE THE EXACT AMOUNT/ORDER
- *PACK FLAT IN BOX, ONE SKU PER BOX
- *THERE SHOULD BE A PACKING LIST LISTING EACH CARTON NUMBER, VF LOT NUMBER, SIZE, & QUANTITY
- *THE PACKING LIST SHOULD BE ON THE FIRST OR THE LAST BOX
- *IF THE PACKING LIST IS PLACED INSIDE THE BOX THERE SHOULD BE A "PACKING LIST ENCLOSED" STICKER
- *THE BOX CONTENTS LABEL/CASE STICKER SHOULD BE PLACED ON THE END OF THE BOX
- *THE LABEL SHOULD HAVE THE PO#, VF LOT #, SIZE, AND QUANTITY
- *THE LABEL SHOULD ALSO CONTAIN THE CARTON # (FOR EXAMPLE: 5 OF 200)



Name CTNINFO

Description CTNINFO

2-Pleat Pant

Image | Image | Production | 2005 | Annual
Finished Product

MR4220

Created By: StrideLdr 03-15-2008 03:41 AM
Modified By: Walterl 08-23-2010 01:54 PM



Page Name: Components

PG Modified By: Walterl 05-26-2009

SEE "AMERICAN AIRLINES VENDOR BOM'S" ON THE VF SR FOR MORE DETAILS	
Component	Qty / Placement
55%/45% poly/wool, 5.8 oz. sq. yd- navy, Fabric Code 77070	fabric
Thread- DTM Body	
Interfacings/interlinings	
Pocketing- black	pocket bags, waistband curtain, fly lining, crotch liner
Gripper waistband	inner waistband
Nylon zipper- navy	1-front closure
24L 4-hole button- navy	1- left back pocket button
24L 4-hole button- clear	1- inner center front closure
Hook and eye	center front closure
E1970 woven brand label	see image
Size tab	see image
Care/content label	see image
Joker ticket & thread tacks	see image
Polybag & polybag sticker	1 per garment

Name MR4220cmpnts

Description pant

2-Pleat Pant

Image | Image | Production | 2005 | Annual
Finished Product

MR4220

Created By: StrideLdr 03-15-2008 03:41 AM
Modified By: Walterl 08-23-2010 01:54 PM



PG Name: Label Details

PG Modified By:



Name E1970 VF Imagewear L Description E1970 VF Imagewear Label

2-Pleat Pant

Image | Image | Production | 2005 | Annual
Finished Product

MR4220

Created By: StrideLdr 03-15-2008 03:41 AM
Modified By: Walterl 08-23-2010 01:54 PM



PG Name: Label Details

PG Modified By:

Printed Front

Printed Back for wool
garments, poly/wool
garments, poly tops,
& lined poly garments

Printed Back for
unlined poly bottoms

Style: XXXXX

MADE IN XXXXX

CONTENT: ___% xxxxxxxx
___% XXXXXX

SIZE: XXXXXX

FOR CARE SEE REVERSE

VF IMAGEWEAR INC.
PO BOX 140995
NASHVILLE, TN 37214



DRY CLEAN ONLY.
LAVAR EN SECO SOLAMENTE.

PO #
EXIT DATE



MACHINE WASH COLD,
GENTLE CYCLE WITH
LIKE COLORS. NO
BLEACH. LINE DRY. COOL
IRON IF NECESSARY

LAVAR A MAQUINA EN AGUA
FRIA, CICLO DELICADO CON
COLORES SIMILARES.
HACER SECAR COLGADO.
PLANCHA TIBIA, SI ES
NECESARIO. NO USAR
BLANQUEADOR.

PO #
EXIT DATE

*ALSO LIST LINING CONTENT IF APPLICABLE

EAM02

Name EAM02pcl

Description care/content label

2-Pleat Pant**MR4220**Image | Image | Production | 2005 | Annual
Finished Product

Created By: StrideLdr 03-15-2008 03:41

Modified By: Walterl 08-23-2010 01:54 PM



No.	Date	User Id	Change Log
1	8/23/2010 1:54:17PM	Walterl	per Cathy/patterns- added Smartsizing: MP-0007
2	5/26/2009 1:46:18PM	Walterl	per Caroline's 5/21/09 SCA- revised components page: add "black" pocketing, add "navy" zipper, add "brand" label
3	2/27/2009 10:19:53AM	Walterl	deleted then reimported updated components page to correct StrIDE error
4	2/23/2009 12:46:46PM	Walterl	per Caroline's 2/19/09 SCA- shell fabric code from 90511 to 77070 (see components page)
5	11/19/2008 10:51:41AM	Walterl	per Eva/quality, Connie/sourcing, Lori/quality- added generic view of better fly facing make (facing of fly overlap is understitched to prevent rolling) per current production
6	5/5/2008 1:58:38PM	Walterl	per Jess SCA- removed back pocket bartacks from inner back view
7	4/30/2008 12:53:13PM	Walterl	Page Deleted - Vendor BOM - Text Form
8	4/30/2008 12:46:25PM	Walterl	per Jess SCA- called out crackstitch/stitch-in-ditch construction at waistband seam; vendor BOM separate on the VFSR (see components page)
9	2/7/2008 3:34:53PM	WALTERL	replaced vendor BOM per Connie's 1/31/08 email
10	1/11/2008 4:02:33PM	WALTERL	Changed Style Id from "05-717MR" to "MR4220". style set up complete
11	1/11/2008 3:49:34PM	WALTERL	added vendor BOM per Connie's 1/8/08 email
12	12/17/2007 9:26:15AM	WALTERL	approved for style set up per Emily
13	12/17/2007 9:26:04AM	WALTERL	added verbiage to seatseam-thru-crotch-seam make- "tandem needle chainstitch"
14	11/28/2007 10:56:11AM	WALTERL	EAM02 care/content label image updated to show care for poly garments & care for poly/wool garments (before only listed care for poly garments)
15	11/28/2007 10:07:57AM	WALTERL	deleted hanger from fold-polybag image (specifics to be determined)
16	11/5/2007 10:42:04AM	WALTERL	disregard last history note!!!
17	10/26/2007 2:10:58PM	WALTERL	revised to match 05-717MR then modified fiber content to 100% polyester
18	10/26/2007 8:29:46AM	WALTERL	deleted hanger from components page (await Emily for fold/polybag detail changes...)
19	10/25/2007 12:40:06PM	WALTERL	care/content label to EAM02 (now lists po/exit)
20	7/2/2007 8:02:18AM	WALTERL	per weartest sample audit- added verbiage that seatseam thru crotch seam is to be continuous sew (prevents seam failure)
21	5/16/2007 2:18:08PM	WALTERL	deleted incorrect j-stitch bartack placement (1/2" above zipper stop)
22	2/8/2007 2:46:55PM	WALTERL	revised; republishing to VFSR for sample purposes
23	2/8/2007 10:36:04AM	WALTERL	printing for final review/audit with MJ+ before reVFSRing for mini weartest sample purposes
24	2/6/2007 6:21:46PM	WALTERL	revisions per vendor-sample-tp comparison
25	4/4/2006 1:57:44PM	MORRISL	INNER FRONT VIEW-replaced pocket depth measurement with "see dimensions chart"
26	4/4/2006 1:50:51PM	MORRISL	FRONT VIEW- replaced pocket measurements with "see dimensions chart"
27	4/4/2006 1:34:55PM	MORRISL	BACK VIEW- changed back pocket buttonhole placement from "1/2" from pocket bottom" to "1/2" from pocket opening" per Ray/Everfit 4/4/06 email; replaced pocket measurements with "see dimensions chart"
28	10/18/2005 7:13:03AM	MORRISL	add model to top page of tech pack to reference dimensions pattern number (dimensions published separately on VFSR)
29	10/14/2005 2:17:50PM	MORRISL	corrected label placement on components page
30	7/22/2005 9:39:41AM	MORRISL	Changed Style Id from "MR2120" to "05-717MR"
31	6/27/2005 8:28:42AM	MORRISL	changed stagegate from development to production

2-Pleat Pant**MR4220**Image | Image | Production | 2005 | Annual
Finished Product

Created By: StrideLdr 03-15-2008 03:41

Modified By: Walterl 08-23-2010 01:54 PM



No.	Date	User Id	Change Log
32	5/27/2005 9:03:42AM	MORRISL	corrected all images and verbage to match sample; tech pack approved and ready for VF SR 5/27/05
33	5/27/2005 7:16:04AM	MORRISL	added back pocket button to components page
34	5/26/2005 1:59:40PM	MORRISL	added packing components to components page
35	5/26/2005 1:57:51PM	MORRISL	removed "true rise" from dimensions per Polly
36	5/26/2005 1:56:17PM	MORRISL	label placement to back left pocket bag per Polly
37	5/24/2005 12:34:20PM	MORRISL	added components page
38	5/24/2005 11:41:51AM	MORRISL	beltloop image- per Everfit meeting ALL beltloops 2" opening (vs 1-3/4"); loop width 3/8" vs 1/2" (corrected to match sample); added verbage pertaining to center back loop exception; eye reinforcement is stitchline vs bartack (match sample)
39	5/24/2005 11:23:59AM	MORRISL	back view- corrected to match sample vs. classic images
40	5/24/2005 10:24:25AM	MORRISL	corrected front closure image to have diagonal fly bartack (vs horizontal); 7" pocket opening between bartacks (vs 6-3/4"); top pocket bartack 1/2" down from waistband (vs 1/4"); topstitching on pocket from 1/8" to 1/4" all per sample comparison
41	5/20/2005 10:41:59AM	MORRISL	imported dimensions
42	5/2/2005 1:52:23PM	MORRISL	publishing for submission to VF SR for sample purposes