

STYLE # 07-A

NAME: THE ABBEY

DESCRIPTION: Peep toe pump with scalloped  
edge heart cut outs, trimmed in AB Crystals

BRAND: Talia Tarrah (Jennifer Reid Designs)

SAMPLE SIZE: 8 WOMENS

SIZE RANGE: 5-12

FABRIC & MATERIALS: Clear lucite, blush nude  
leather, blush nude suede sock liner,


AB crystals,

DATE: 7/2012


TECHNICAL DESIGNER: THE HOUSE

STYLE #07-A  
BLUSH NUDE SATIN  
COVERING  
SIDES AND TOE  
OF PLATFORM

BLUSH NUDE  
SATIN UPPER



BLUSH NUDE  
SATIN COVERING  
LUCITE PLATFORM



**INITIAL:** \_\_\_\_\_

**DATE:** \_\_\_\_\_

STYLE # 07-A

NAME: THE ABBEY

DESCRIPTION: Peep toe pump with scalloped edge heart cut outs, trimmed in AB Crystals

BRAND: Talia Tarrah (Jennifer Reid Designs)

SAMPLE SIZE: 8 WOMENS

SIZE RANGE: 5-12

FABRIC & MATERIALS: Clear lucite, blush nude

leather, blush nude suede sock liner,

AB crystals,

DATE: 7/2012

TECHNICAL DESIGNER: THE HOUSE

### WOMEN'S STILETTO PEEP TOE PUMP

- BLUSH/NUDE SATIN UPPER
- Suede Liner
- Clear Lucite Platform and Heel
- SCALLOPED EDGE CUT OUT HEART DETAILS WITH AB CRYSTAL TRIM
- Contoured Footbed (insole made of MemoryFoam for extra comfort)
- Slip-Resistant texturized rubber bottom in Nude
- Nude heel tips to match rubber bottom
- 4.6" heel (measured from bottom of heel tip to heel seat)
- .0.6" platform (rocking platform to allow for easy walking)
- Metallic Gold stamped Taliah Tarrah logo on heel bed insole

### PEARLIZED NUDE SATIN (FOR UPPER)



PANTONE #  
13-1024 TCX

### SUEDE (LINER)



PANTONE #  
13-1024 TCX

INITIAL: \_\_\_\_\_

DATE: \_\_\_\_\_

## SIDE VIEW

STYLE # 07-A

NAME: THE ABBEY

DESCRIPTION: Peep toe pump with scalloped edge heart cut outs, trimmed in AB Crystals

BRAND: Talia Tarrah (Jennifer Reid Designs)

SAMPLE SIZE: 8 WOMENS

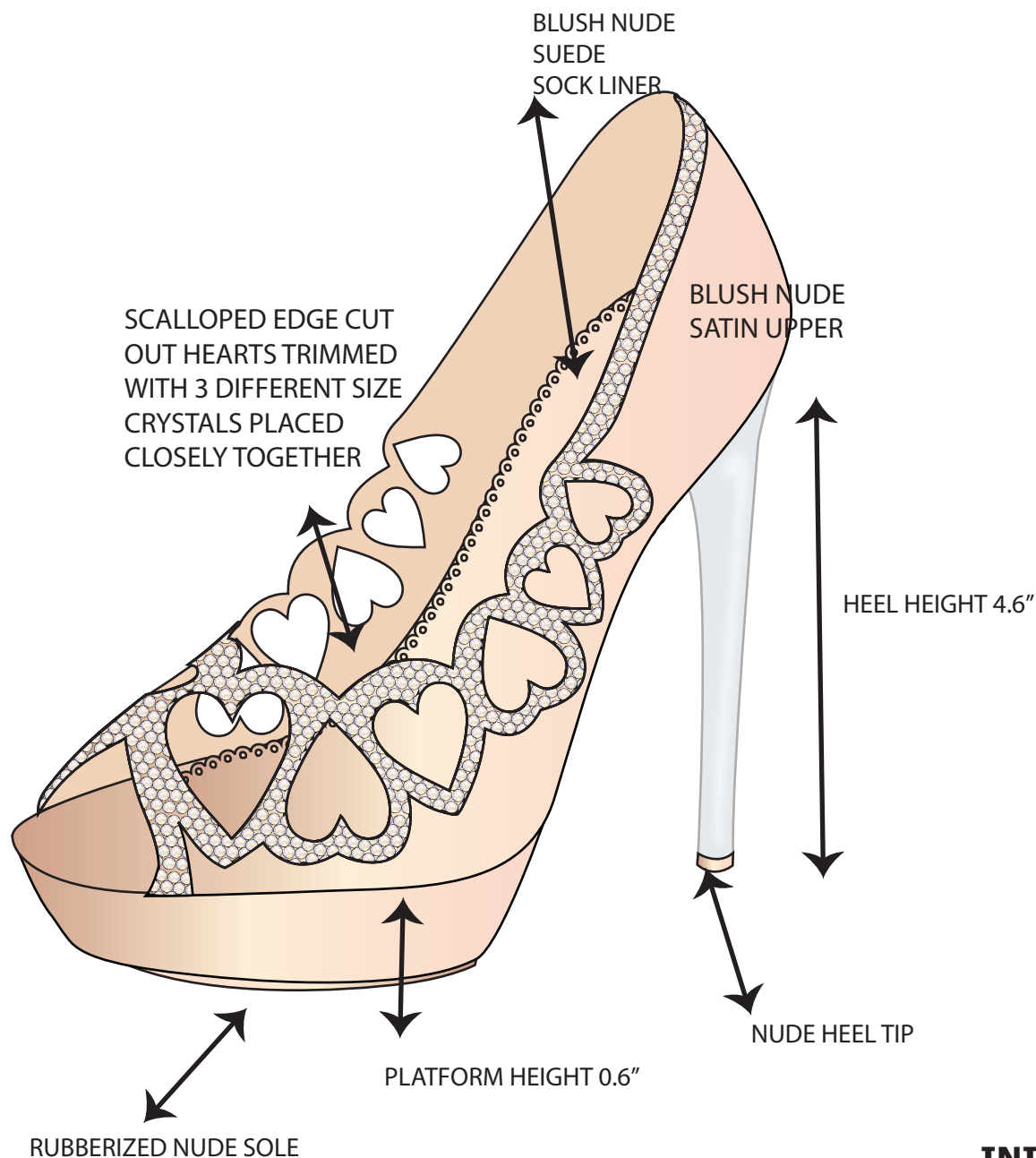
SIZE RANGE: 5-12

FABRIC & MATERIALS: Clear lucite, blush nude leather, blush nude suede sock liner,

AB crystals,

DATE: 7/2012

TECHNICAL DESIGNER: THE HOUSE



INITIAL: \_\_\_\_\_

DATE: \_\_\_\_\_

## DETAILS VIEW

STYLE # 07-A

NAME: THE ABBEY

DESCRIPTION: Peep toe pump with scalloped edge heart cut outs, trimmed in AB Crystals

BRAND: Talia Tarrah (Jennifer Reid Designs)

SAMPLE SIZE: 8 WOMENS

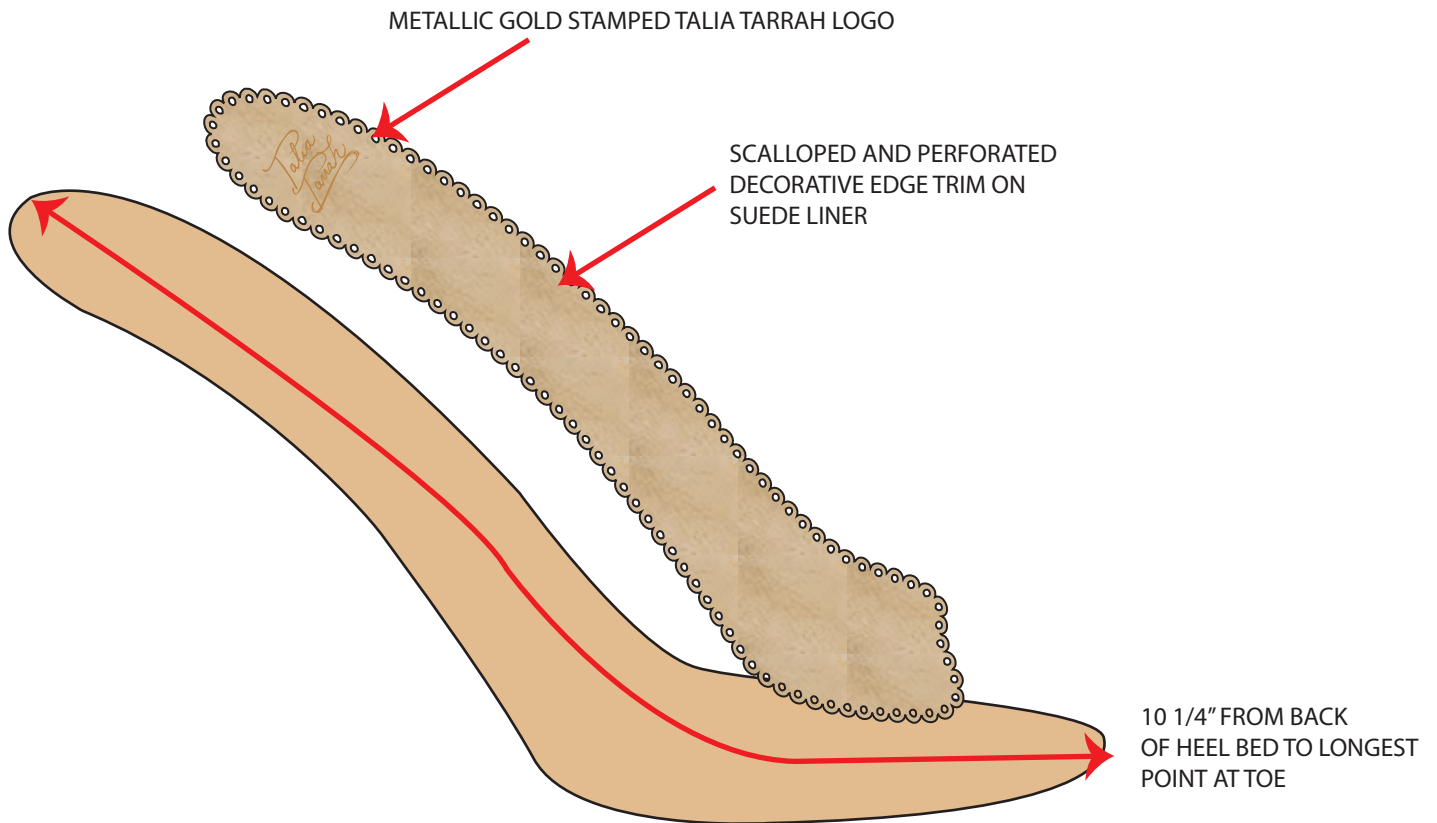
SIZE RANGE: 5-12

FABRIC & MATERIALS: Clear lucite, blush nude leather, blush nude suede sock liner,

AB crystals,

DATE: 7/2012

TECHNICAL DESIGNER: THE HOUSE



INITIAL: \_\_\_\_\_

DATE: \_\_\_\_\_

## FABRICS & TRIMS

STYLE # 07-A

NAME: THE ABBEY

DESCRIPTION: Peep toe pump with scalloped edge heart cut outs, trimmed in AB Crystals

BRAND: Talia Tarrah (Jennifer Reid Designs)

SAMPLE SIZE: 8 WOMENS

SIZE RANGE: 5-12

FABRIC & MATERIALS: Clear lucite, blush nude leather, blush nude suede sock liner,

AB crystals,

DATE: 7/2012

TECHNICAL DESIGNER: THE HOUSE

### PANTONE COLORS & FABRIC TEXTURE EXAMPLES

PEARLIZED NUDE SATIN (UPPER)



PANTONE #  
13-1024 TCX

SUEDE (LINER)



PANTONE #  
13-1024 TCX

SUEDE EXAMPLE



FOR TEXTURE EXAMPLE ONLY  
(NOT FOR COLOR MATCH)



PICTURE IS EXAMPLE OF SATIN USED ON SHOE  
UPPER  
(NOT FOR COLOR MATCH, PLEASE USE  
PANTONE NUMBERS PROVIDED)

INITIAL: \_\_\_\_\_

DATE: \_\_\_\_\_

**LABELS & PACKAGING**

STYLE # 07-A  
NAME: THE ABBEY  
DESCRIPTION: Peep toe pump with scalloped  
edge heart cut outs, trimmed in AB Crystals  
BRAND: Talia Tarrah (Jennifer Reid Designs)

SAMPLE SIZE: 8 WOMENS  
SIZE RANGE: 5-12  
FABRIC & MATERIALS: Clear lucite, blush nude  
leather, blush nude suede sock liner,  
AB crystals,  
DATE: 7/2012

METALLIC GOLD STAMPED TALIA TARRAH LOGO  
PLACEMENT: INSOLE HEEL BED  
SIZE: SCALE DOWN TO FIT PROPORTIONALLY ON  
INSOLE HEEL BED



LOGO INSTRUCTIONS:

1. LOGO IS TO BE METALLIC GOLD - PLEASE  
SEE PANTONE NUMBER FOR REFERENCE
2. STAMPED LOGO ON FOOTBED OF ALL SHOES  
SAME POSITION - SCALE IMAGE TO FIT SHOE

METALLIC GOLD  
PANTONE # 13-0739 TCX



**INITIAL:** \_\_\_\_\_

**DATE:** \_\_\_\_\_

DETAILS VIEW

STYLE # 07-A  
NAME: THE ABBEY  
DESCRIPTION: Peep toe pump with scalloped edge heart cut outs, trimmed in AB Crystals  
BRAND: Talia Tarrah (Jennifer Reid Designs)

SAMPLE SIZE: 8 WOMENS  
SIZE RANGE: 5-12  
FABRIC & MATERIALS: Clear lucite, blush nude leather, blush nude suede sock liner, AB crystals,  
DATE: 7/2012

TECHNICAL DESIGNER: THE HOUSE



\*NOTE: CHART ABOVE USED AS EXAMPLE FOR MEMORYFOAM INSOLE (CONTOURED FOOTBED). THIS IS NOT A REFERENCE FOR COLOR, SIZE, SHAPE OR DESIGN\*\*\*

\*\*\*CHART EXPLAINS MEMORY FOAM (OR SIMILAR BRAND PRODUCT) APPLICATION TO SHOE FORM. FOAM IS LAYERED BETWEEN THE SHOE FORM, ARCH SUPPORT, AND THEN SUEDE LINER IS PLACED ON TOP. THIS FOAM IS ADDED FOR EXTRA SUPPORT AND PADDING.

INITIAL: \_\_\_\_\_

DATE: \_\_\_\_\_